

ULB

UNIVERSAL LOAD BANKS



**ULB 50-250 KW
OUTDOOR LOAD BANK**

The Model ULB-R250

is a state-of-the-art, medium capacity resistive load bank system intended for testing and routine maintenance of stand-by generators, UPS, or other AC power sources. Designed for outdoor installation, the load bank features vertical hot-air discharge to keep the installation footprint to a minimum. The load bank is digitally controlled via an on-board PLC with color touchscreen display and includes standard digital monitoring with test data capture to a USB drive.

This load bank is a smaller version of our popular 1000 KW model and is available in 50, 100, 150, 200 and 250 KW sizes. The ULB-R250 is compatible with other ULB outdoor load banks and two or more load banks can be used in daisy-chain mode with a common digital controller when higher capacity testing is required.

The load bank enclosure is rated NEMA-3R and is suitable for permanent outdoor installation. The cabinet is constructed of heavy gauge steel with a durable polyester powder coat finish. The cabinet has hinged access doors with lockable latches. Cooling air is drawn in from the screened intake sides and the hot air exhaust is directed vertically upward through a stainless steel screen on top. Forklift channels are included in the base for easy positioning and placement. The load bank incoming power connections are made inside the main cabinet directly to copper bus bars.

The load bank control power is provided from a standard internal control power transformer which derives power from the input load bus voltage. This eliminates the need to run a separate 120 VAC utility feed to the load bank which can save significant time and cost.

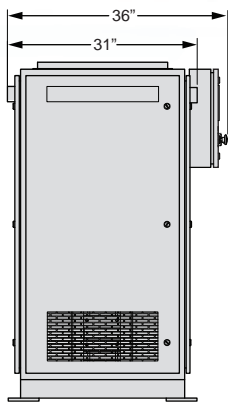
ULB's proprietary resistor load elements provide the necessary power loading for each individual load step. The resistors are constructed from precision nickel-chromium resistance alloy and are fully supported within the air stream by stainless steel rods which are insulated with high-temperature refractory ceramics. Heavy-duty, PLC controlled magnetic contactors provide load application of each load step.



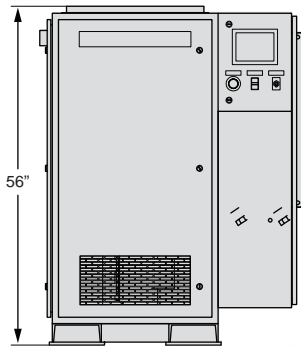
50
Years of Excellence
— SINCE 1969 —



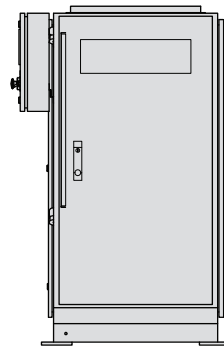
DIMENSIONS



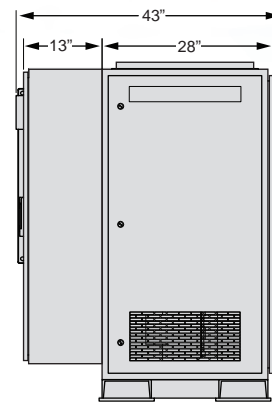
REAR VIEW



LEFT SIDE VIEW



FRONT VIEW



RIGHT SIDE VIEW

The load bank resistor elements are forced-air cooled with a heavy-duty, three-phase, TEFC electric blower motor with a high-performance direct-drive fan blade. The blower motor can be powered from the main input load bus (test source) or optionally from an external three-phase supply source. Motor starter circuit is fuse protected and includes an overload relay.

STANDARD DIGITAL LOAD CONTROLS

The load bank is digitally controlled via an on-board PLC with color touchscreen display and includes standard data monitoring (Voltage, Current, KW, and Frequency) with test data capture to a USB drive. Multiple load banks can be daisy-chained together and run from a single controller for higher capacity testing. The digital controller includes a wide range of safety circuits including cooling-air loss, over-temp, over-voltage/under-voltage, and load dump. All load is automatically removed and locked-out in the event of a safety circuit trip. A hard-wired Emergency Stop switch is also included.

This model is the new industry standard for 50 KW to 250 KW permanently mounted load banks and is backed by years of expertise in load banks.

Since 1969, ULB Management and technical team have been manufacturing test equipment for the aerospace, airline, aircraft MRO, military, industrial, agricultural, and automotive industries. Established in 2016 as the load bank division of a leading test equipment company, ULB offers a complete line of load banks for the commercial market.



50

Years of Excellence

— SINCE 1969 —

